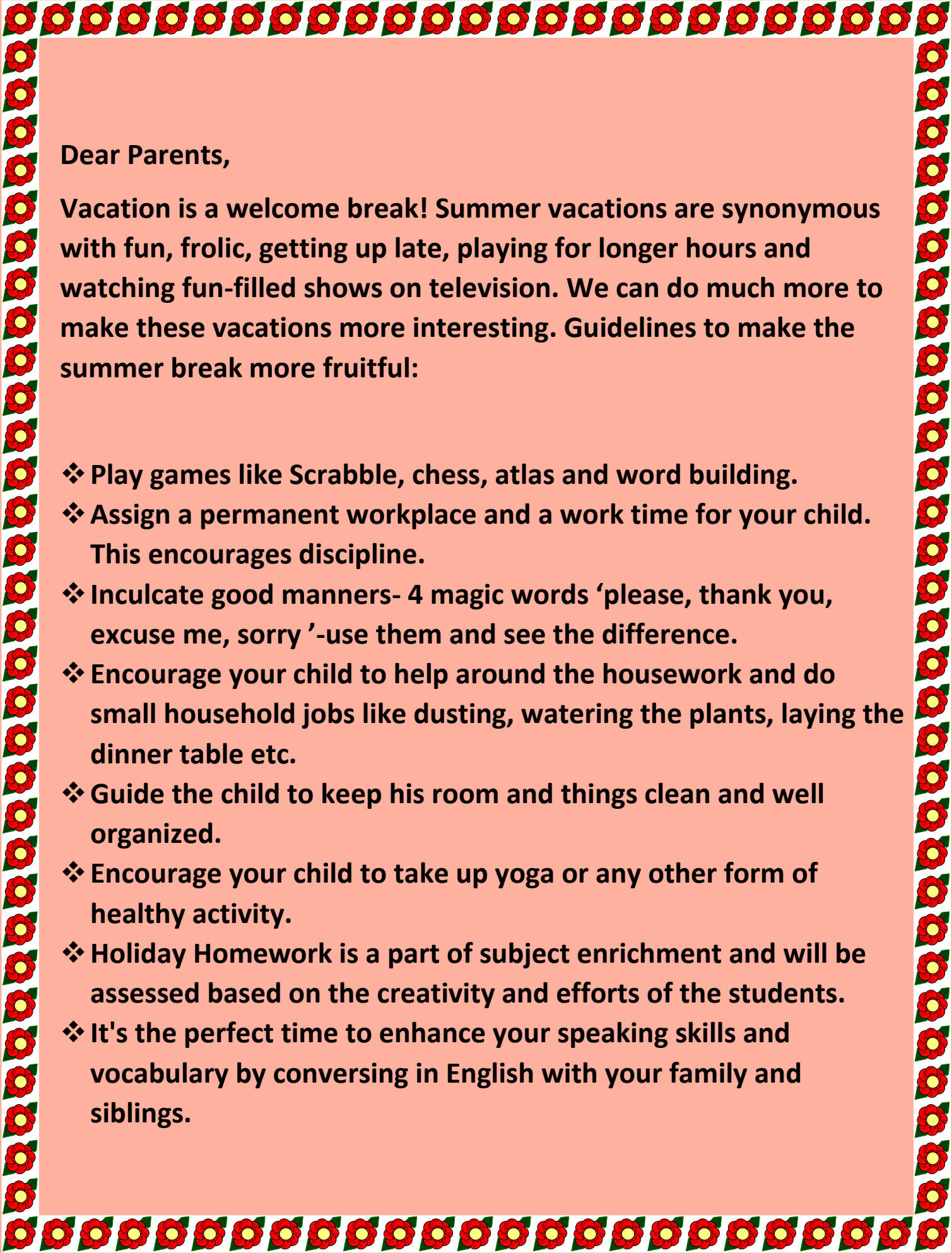


SOUTH DELHI PUBLIC SCHOOL
SUMMER VACATION-2025

Class-4 (2025-26)
Summer Holidays
Homework





Dear Parents,

Vacation is a welcome break! Summer vacations are synonymous with fun, frolic, getting up late, playing for longer hours and watching fun-filled shows on television. We can do much more to make these vacations more interesting. Guidelines to make the summer break more fruitful:

- ❖ Play games like Scrabble, chess, atlas and word building.**
- ❖ Assign a permanent workplace and a work time for your child. This encourages discipline.**
- ❖ Inculcate good manners- 4 magic words 'please, thank you, excuse me, sorry '-use them and see the difference.**
- ❖ Encourage your child to help around the housework and do small household jobs like dusting, watering the plants, laying the dinner table etc.**
- ❖ Guide the child to keep his room and things clean and well organized.**
- ❖ Encourage your child to take up yoga or any other form of healthy activity.**
- ❖ Holiday Homework is a part of subject enrichment and will be assessed based on the creativity and efforts of the students.**
- ❖ It's the perfect time to enhance your speaking skills and vocabulary by conversing in English with your family and siblings.**

Reading is essential for those who seek to rise above the ordinary. Spend your quality time reading purposeful books.


- ❖ A beautiful handwriting makes a good impression. Practice one page of English and Hindi handwriting daily.
- ❖ Schedule your time for activities so that there is no piling up for the last moment.
- ❖ Holiday Homework is given according to roll numbers.
- ❖ Parents are requested to just guide the children to complete the task on their own.

Regards,

Class teacher

INSTRUCTIONS FOR HOLIDAYS HOMEWORK:-

- 1. Write written work of all subjects on A4 sheets.**
- 2. Take Print out of activity sheets and attempt them.**
- 3. After completing all work and activity sheets, keep all work in different folders (subject-wise) and paste your name slip and write Subject on the folder.**
- 4. Decorate the folders to make them attractive.**
- 5. Do Project work of all subjects Roll No wise.**
- 6. Do Project work on A3 sheets and decorate the sheets.**





ENGLISH:-

1. A beautiful handwriting makes a good impression. Practice one page of English handwriting daily.
2. Read as many English story books as you can during the summer vacation and record it in your Portfolios with the book's name, the author's name and the date when you finished reading the book.

Here is a list of suggested reading, or you can read any other book of your choice:

- Charlie and the Chocolate Factory
- Matilda
- Fantastic Mr. Fox
- The Whipping Boy
- The Princess and the Goblin
- Freckle Juice
- The Faraway Tree

Write a short paragraph on any one character that you liked.

Draw and colour the picture on an A3-sized sheet. Get it laminated. You can use it as a Table Mat later.

3. Converse with your parents in English. Follow the link below for English conversation:

❖ <https://www.youtube.com/watch?v=wj0BH91FnBQ>

❖ <https://pschool.in/>

4 Make a bookmark using real flowers & leaves. (as shown in the pic below)



5. PROJECTS:-

Make a working model on any one of the following topics:

❖ Roll No 1-12


Nouns-Kinds / Singular & Plural / Gender

❖ Roll No 13-24

Sentences

❖ Roll No 24-36

Subject & Predicate





1. Learn the questions and answers of lessons 1 and 3

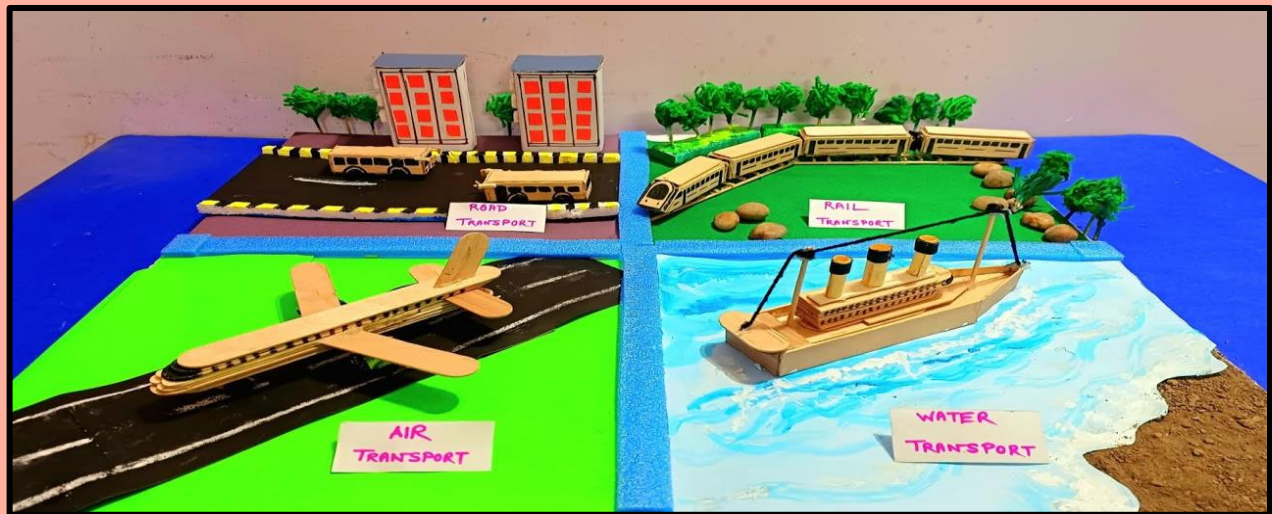
2. Make posters on the following topics:-

- a) Water Cycle (Roll no. 1 to 12)**
- b) 5 Terrestrial Animals (Roll no. 13 to 24)**
- c) 5 Aquatic Animals (Roll no. 25 to 35)**

3. Make a model of the following:-

- a) Land Transport (Roll no. 1 to 12)**
- b) Water Transport (Roll no. 13 to 24)**
- c) Air Transport (Roll no. 25 to 35)**





Modes of transport - Project model



4. Crossword from lesson 4:-


Read the clues and solve the crossword puzzle.

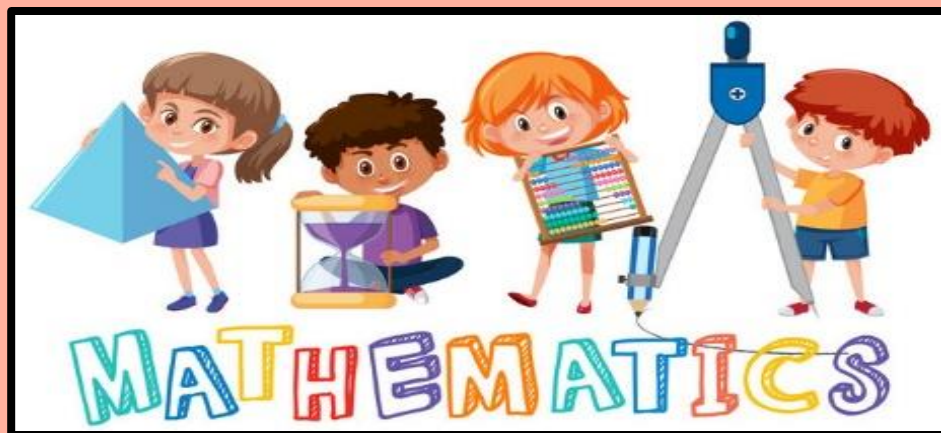
Across

3. This bird has a short, strong and hard beak to crack open grains and seeds.
4. This bird has hooked beak to eat hard nuts, seeds and fruits.
7. This bird has long, broad and pointed beaks to catch fish.

Down

1. This bird has a long and pointed beak to suck nectar from flowers.
2. This bird has a chisel-shaped beak to drill holes into tree trunks.
5. This bird has broad and flat beak with holes on the sides.
6. This bird has strong, sharp and hooked beaks to tear the flesh of the prey.





GENERAL INSTRUCTIONS:

1. Prepare a schedule for a regular study time.
2. Ensure that you do your homework yourself.
3. Write your work legibly using coloured sketch pens for headings.
4. Research and explore various games based on mathematical concepts.
5. Do the model work according to your roll numbers.

A. PRACTICE WORK

1. Revise all the work done in the class.
2. Learn tables from 2 to 15.
3. Draw an abacus and represent the following numbers on it.(On A4 sheet)
i) 345689 ii) 79084 iii) 98569132 iv) 6140

B. PROJECT WORK


PROJECT-1 (ROLL NO -1 to 12)

***Write Roman numerals 1-30 on a chart paper using matchsticks as shown in the Picture.**

I	1	VI	6
II	2	VII	7
III	3	VIII	8
IV	4	IX	9
V	5	X	10

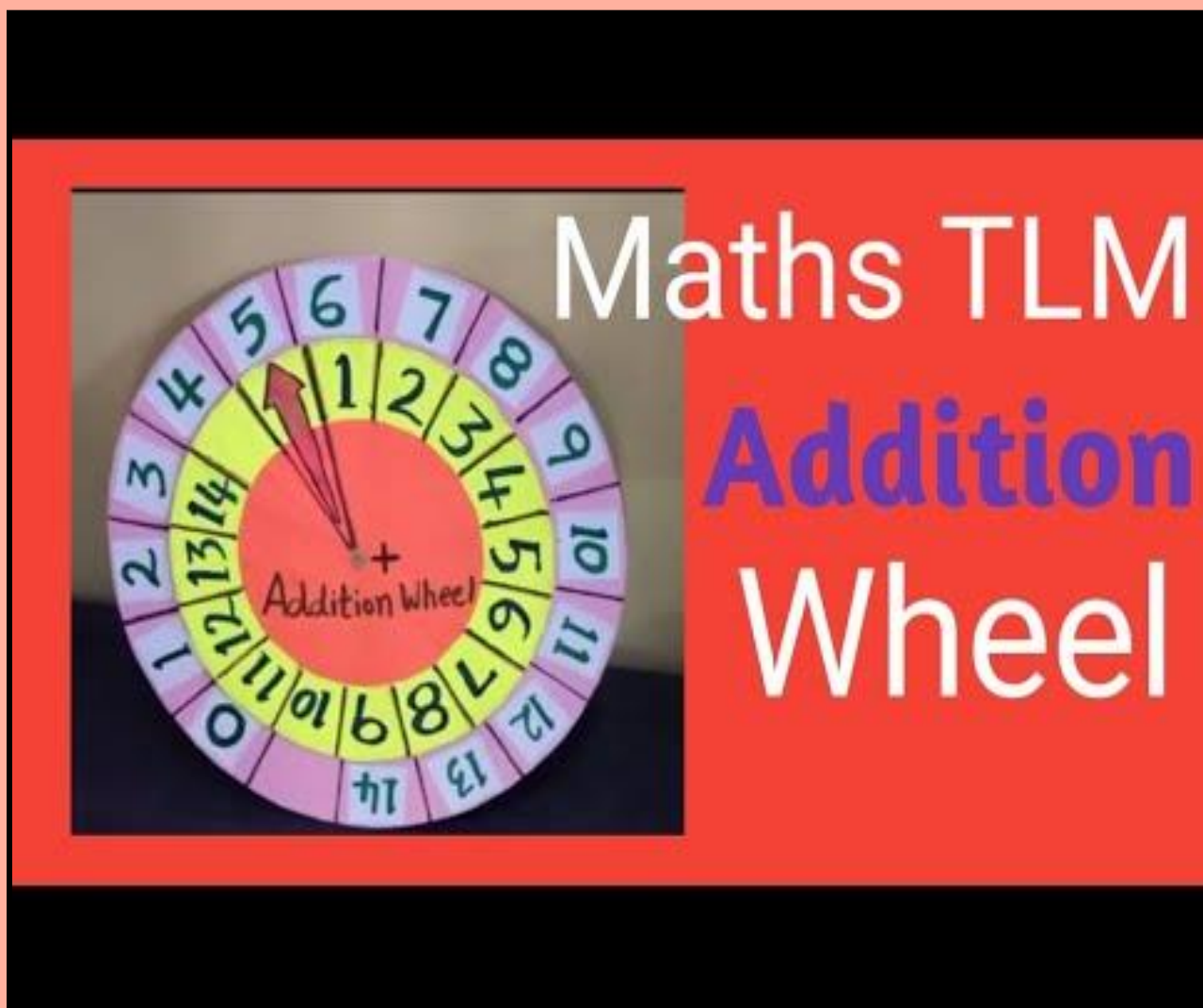
PROJECT-2 (ROLL NO-13 to 24)

*Make a place value working model with paper cups. Take 7 disposable glasses and paste them on a cardboard as shown in the figure. Write down the place of each glass. Now display a number by putting a number stick in each glass.



PROJECT-3 (ROLL NO-25 to 35)

***Make an addition wheel using cardboard as shown in the picture.**



C. Solve the Crossword Puzzle.




Name _____ Date _____




Mixed Operations: Math Crossword Puzzle




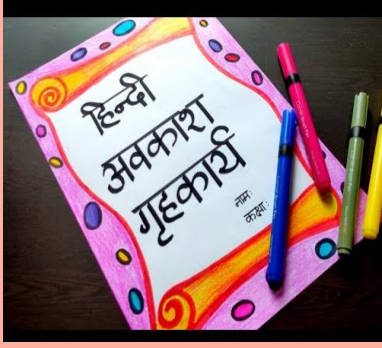
Fill in the blanks of the crossword puzzle to make the equations true.

12	+		=	36					
			÷						÷
	-		=	4					+
×		=		=		÷			=
		6			×	5	=		
=						=			
56		20	-		=	11			3
		+		×					×
84	÷		=						13
		=		=					=
				63	-		=		





1. प्रतिदिन एक पृष्ठ सुलेख लिखिए।(एक छोटी कॉपी में)
2. बाँसरी हिंदी पाठमाला से पाठ 1, 2 के शब्द-अर्थ लिखिए व याद कीजिए।

हिंदी परियोजना कार्य- :

(रोल न 1 :से 1 2 तक परियोजना न 1 :करें)

1. हिंदी पाठमाला में से कोई एक कविता चार्ट पेपर पर सुंदर शब्दों में लिख कर उसे चित्रों से सजाइए ।





★ रोल न1 :3 से 26 तक परियोजना न 2 :करें (स्वरों व व्यंजनों से या स्वरों की मात्राओं से कोई एक प्रोजेक्ट बनाओ ।



(रोल न : 27 से 35 तक परियोजना न : 3 करें)

3. मधुबनी या वरली से फ़ाइल का कवर बना कर सजाइए (pg 97 पाठमाला) | फ़ाइल के A 4 शीट पर उन चित्रकला के बारे में हिंदी में लिखिए |





COMPUTER SCIENCE:-

1. Read Lessons 1 and 2 and learn short and long Q/Ans.

ACTIVITY:-



Paste the pictures of 7 Storage Devices (Pg no 12, 13) in the scrapbook



Project Work:

Make a Keyboard with cardboard and write the names of the keys.



Art and Craft :-

Project work:-

1. Wall hanging with plastic spoon (1-17 roll no)
2. Flower vase with cotton buds (roll no 18- 35)

(Press Ctrl+mouse left key to open these links)

<https://images.app.goo.gl/6rZ1Wr8XLhc6e2dy8>

<https://images.app.goo.gl/WTjoBkRQckBDLrki6>

<https://images.app.goo.gl/YRQWuxi6q41yyKMEA>

<https://www.instagram.com/reel/DG9k8sMPj3K/?igsh=MXV6dmRiemczZmpzZg==>



SAMPLES OF FOLDERS:-

